



# Kentucky High School Athletic Association

2280 Executive Drive ° Lexington, KY 40505 ° www.khsaa.org ° (859)299-5472 (859)293-5999 (fax)

## MEMORANDUM

To: Superintendent, Principal, and Athletic Director  
Beechwood High School

From: Brigid L. DeVries, Commissioner  
Larry Boucher, Assistant Commissioner *LB*


Date: June 10, 2004

Subject: 2003-2004 Title IX Annual Report Forms Submission

Enclosed please find a copy of Form T-65, The 2003-2004 Title IX Annual Report Forms Checklist. In addition, you may find an attachment with corrected copies of the forms submitted by your school personnel. Please review this information so the forms can be completed accurately in the future.

Also, KHSAA Audit Staff may have requested a re-submission of some of the 2003-2004 Annual Report Forms or need additional information on your athletic programs. Please submit this information by the date requested if this is applicable. Copies and all KHSAA Title IX documents must be kept current and included in your permanent Title IX File at the school. All documents are subject to Open Records Requests.

Should you need any further information, please do not hesitate to call anytime.



**MEMORANDUM**

TO: KHSAA Member School Superintendents, Principals, and Athletic Directors

FROM: Brigid L. DeVries, Commissioner  
Larry Boucher, Assistant Commissioner

DATE: June 9, 2004

RE: 2004 Title IX Forms Submission

School	Beechwood High School	Reviewed by	Phyllis Catlett
--------	-----------------------	-------------	-----------------

The following is a status report regarding the required 2003 - 2004 Title IX submission of forms due in to the KHSAA office by April 15, 2004. Appropriate audit personnel have reviewed these forms and the following is a summary of this review.

I. Checklist of Forms properly submitted in a satisfactory manner:

✓	GE 19 (Annual Verification)	✓	T-36 (Budget Expenses)
✓	T-1 (Summary Program Chart 1)	✓	T-41 (Checklist – Overall Interscholastic Program)
✓	T-2 (Summary Program Chart 2)	✓	T-60 (Corrective Action Plan)
✓	T-3 (Summary Program Chart 3)	✓	T-63 (Interscholastic Survey Results)
✓	T-4 (Summary Program Chart 4)	✓	T-68 (Five Year Summary)
✓	T-35 (Budget Expenses)		

II. Status

A.	✓	2003 – 2004 Forms are satisfactory and no further information or action is necessary at this time.
B.		Errors have been noted with respect to the following forms:
C.		The following forms were omitted and must be submitted by school representatives:
D.	✓	<p>Other Recommendation and Comments:</p> <ul style="list-style-type: none"> <li>▪ It is recommended that students be placed on the Gender Equity Review Committee, and that they be active members of the Committee.</li> <li>▪ According to the data submitted regarding expenditures, the school spends approximately \$120 per athlete more in the boys' program. The Gender Equity Review Committee should review this matter.</li> <li>▪ The school has quite a few on-going projects related to the improvement of outdoor facilities as noted in the report. The KHSAA will continue to monitor the progress of the softball facility.</li> <li>▪ * - Note on 5-year accomplishments: "Prime time" away games can not be counted for the home school. "Prime time" is home games on Friday and Saturday nights.</li> </ul>



### 2003-2004 KENTUCKY HIGH SCHOOL ATHLETIC ASSOCIATION ANNUAL VERIFICATION OF TITLE IX PROCEDURES (To be submitted by April 15, 2004 along with other required forms)

APR 16 2004

The Beechwood High School, Fort Mitchell, Kentucky  
(Name of High School) (City)

certifies to the Kentucky High School Athletic Association that the following is an accurate and true representation of the facts surrounding compliance with 20 U.S.C. Sections 1681-1688, et. Seq. (also known as Title IX)

**I certify the following provisions in accordance with records at the school contained in the permanent Title IX file, and to the best of my knowledge have completed the following tasks. (All boxes must be checked)**

- Established a gender equity committee at the high school. (list committee personnel and provide attachment if necessary)

Name	Address	Phone	Title
Chris Crowen	13845 Walton-Verona Rd. Walton, Ky.	482-2028	teacher / girl coach
Gail Jackson	331 Longmeadow Rd. Ft. Mitchell	344-0166	Parent
Mike Bowling	153 Pleasant Ridge Ft. Mitchell, Ky	331-3379	PARENTS
Paula Petroze	33 Silver Ft. Mitchell, Ky.	341-8679	PARENTS
Suzie Weck	1069 Carpenters Trace Villa Hills, Ky.	341-4545	teacher / boy coach
Jody Smith	151 W. Maple Ft. Mitchell	331-3410	teacher
Ryan Hayes	1508 Bordeaux Burlington, Ky.	630-7893	Band director
Noel Rash	10617 Cheshire Florence, Ky.	252-7779	teacher / coach

- Scheduled a minimum of three meetings during the 2003-2004 school year on the following dates:  
10-23-03; 11-6-03; 12-4-03; 1-15-04

- Designated the following person(s) as the Title IX coordinator for the school:

Bob Burnett AD/Asst. principal / DAP 108 Beechwood Rd. 859-331-1220  
Name Title Address Phone

- School personnel are continuing to make periodic reviews of the boys and girls athletics program reflected in the Corrective Action Plan.

- In addition to the above information, the above referenced school maintains a complete permanent file relative to Title IX records including copies of the self-assessment audit, all corrective action plans, and other related materials.

Bob Burnett  
Principal's Signature

April 14<sup>th</sup> 2004  
Date

Richard A. Zeller  
Superintendent Signature

Richard A. Zeller  
School Board Chairpersons' Signature

(Send original copy to KHSAA - Maintain duplicate in Title IX school folder)

**ACCOMMODATION OF INTERESTS AND ABILITIES**  
**SUMMARY PROGRAM CHART 1**

**Participation Opportunities Test One**

		(Column 1)	(Column 2)	(Column 3)	(Column 4)
	Program	Enrollment	Percentage of Total Enrollment	Number of Interscholastic Participants (double and triple count)	Percentage of Total Participation
Row 1	GIRLS	140	44%	239	52%
Row 2	BOYS	176	56%	221	48%
Row 3	Totals	316	100%	460	100%

Instructions:

\*Number of 8<sup>th</sup> grade students & below used in Column 3 and Column 4 calculations if applicable: 76

- Determine the total number of girls enrolled, (place in Row 1, Column 1). Determine the total number of boys enrolled, (place in Row 2, Column 1).
- Add the total number of girls and boys enrolled to determine total enrollment, (place in Row 3, Column 1).
- Calculate the percentage of total enrollment that is female. (Divide Row 1, Column 1 by row 3, Column 1 and place in Row 1, Column 2.) Calculate the percentage of total enrollment that is male. (Divide Row 2, Column 1 by Row 3, Column 1 and place in Row 2, Column 2.) Note: Row 1, Column 2 plus Row 2, Column 2 should total 100%.
- Ask the head coaches to review the most updated eligibility or squad lists for their teams. Ask coaches to confirm the names of those individuals who are on the team as of the first **date of competition**, and cross out the names of those who were cut from the team or quit the team prior to the first competitive event. Determine the total number of interscholastic athletics participants that are girls, (and place in Row 1, Column 3). In order to determine the total number of athletics participants, an individual should be counted each time he or she participates on a team. For example, if Jane Doe competes on the varsity volleyball team, the junior varsity volleyball team, the junior varsity basketball team, and the varsity softball team, she should be counted as four participants (**do not include club or intramural sports participants, cheerleaders, dance teams, or pom squads**). Calculate the same way for boys and girls. \* In addition, should 8<sup>th</sup> grade students and below play on a Freshman, Junior Varsity, or Varsity team, they should also be counted for each team and sport on which they participate. If applicable, please asterisk the above notation as to how many 8<sup>th</sup> grade students & below are included in the totals. Using the same procedure, determine the total number of interscholastic athletic participants that are boys, (and place in Row 2, Column 3). Add Row 1, Column 3 plus Row 2, Column 3 to get total participants and place in Row 3, Column 3.
- Calculate the percentage of female participation. (Row 1, Column 3 divided by Row 3, Column 3 and place in Row 1, Column 4.) Calculate the percentage of male participation. (Row 2, Column 3 divided by Row 3, Column 3 and place in Row 2, Column 4.) Note: Row 1, Column 4 plus Row 2, Column 4 should total 100%.

Note: While being within three percent is not a formal compliance standard; if the percent listed in Row 1, Column 4 is within 3% of Row 1, Column 2, then it provides a good target within which compliance is likely.

Principal's Signature: *Bob Rowat* Date: 4-14-04



**2003-2004**  
**ACCOMMODATION OF INTERESTS AND ABILITIES**  
**SUMMARY PROGRAM CHART 2**

KHSAA  
 Form T2  
 Rev. 8/03

**Participation Opportunities Test Two**

			Column 1	Column 2	Column 3	Column 4	Column 5
Program			Number of Teams Currently Offered	Number of Participants	Number of Teams Added in Last Five Years	Number of Participants Added in Last Five Years	Percent of Total Participation By Sex Added in Last 5 Years
<b>GIRLS</b>	Row 1	varsity:	7	107	0	0	
	Row 2	j.v.:	4	74	1	40	
	Row 3	frsh:	4	58	2	35	
	Row 4	total:	15	239	3	75	31%
<b>BOYS</b>	Row 5	varsity:	6	119	0	0	
	Row 6	j.v.:	3	54	0	0	
	Row 7	frsh:	3	48	0	0	
	Row 8	total:	12	221	0	0	

*6TH JR. FOR GIRLS TRACK*

- 1) For Column 1, list the number of interscholastic teams offered for girls and boys at each competitive level (varsity, junior varsity, and freshman). For girls, total each of the entries in Rows 1, 2, and 3 into Row 4. For boys, total Rows 5, 6, and 7 into Row 8.
- 2) For Column 2, list the number of participants at each level. For girls, total each of the entries in Rows 1, 2, and 3 into Row 4. For boys, total Rows 5, 6, and 7 into Row 8. **Note:** The totals in Row 4 for girls and in Row 8 for boys must be the same as the totals in Form T-1, Column 3, Rows 1 and 2 respectively.
- 3) For Column 3, list the number of interscholastic teams that have been added in the last five years at each competitive level. Count each team added during the 5 year period only one time. e.g. Girl's junior varsity soccer was added 3 years ago, count the team only once, not 3 times. For girls, total the entries in Rows 1, 2, and 3 into Row 4. For boys, total Rows 5, 6, and 7 into Row 8.
- 4) For Column 4, list the number of participants that are currently on each level of the teams that were added in the last five years. If a team was added previously but no longer exists, there are no current participants to be added for that team. For girls, total the entries in Rows 1, 2, and 3 into Row 4. For boys, total Rows 5, 6, and 7 into Row 8.
- 5) For Column 5, calculate the percentage of participants that have been added in the last five years. For girls, take the number in Column 4, Row 4 and divide by the number in Column 2, Row 4. For boys, take the number in Column 4, Row 8 and divide it by the number in Column 2, Row 8.

Note: If the percentage of current participants added in the last five years is 25% or greater, compliance with test two may be possible. If less than 25%, then compliance with test three should be analyzed. **CAUTION:** 25% is not a formal compliance standard.

Principal's Signature: *Sub Rount* Date: 4-14-04

*CANCELLED GIRLS FAST PITCH SOFTBALL + JV SLOW PITCH (DUE TO LACK OF PARTICIPATION)*

2003-2004  
**ACCOMMODATION OF INTERESTS AND ABILITIES**  
**SUMMARY PROGRAM CHART 3**

Participation Opportunities Test Three

FOR ANY QUESTION ANSWERED "YES" IDENTIFY THE RESPECTIVE SPORT(S).

	GIRLS (Yes / No)		BOYS (Yes / No)
1. For a sport not currently played at the interscholastic level (varsity, junior varsity, or freshman) in your school, is there an intramural team offered for that sport?	NO		NO
2. For a sport <u>not</u> currently offered in your interscholastic athletics program, is there sufficient interest to form a viable interscholastic team based on participation on an intramural team or community recreation teams?	YES		YES
3. For a sport <u>not</u> currently offered, is there sufficient interest to form a viable interscholastic team based on student responses from the interscholastic survey?	YES		YES
4. For a sport currently offered at the varsity level only, is there sufficient interest to form a viable team for a junior varsity, or freshman team that is not currently offered?	NO		NO
5. For a sport currently offered at the junior varsity or freshman level is there sufficient interest to form a varsity team not currently offered?	NO		NO
6. If you answered YES to question (1), (2), (3), (4), or (5), are there enough high schools in your geographic area offering the sport (at the appropriate level) to allow for the development of a reasonable schedule of competition?	YES		YES

Principal's Signature: Bob Bruner Date: 4-14-04

2003-2004  
**ACCOMODATION OF INTERESTS AND ABILITIES**  
**SUMMARY PROGRAM CHART 4**

Levels of Competition Test One

		Column 1	Column 2	Column 3
Girls	Team Levels	Number of Teams Currently Offered	Number of Participants	Percentage of Participants at Each Level
Row 1	varsity:	7	107	45
Row 2	j.v.:	4	74	31
Row 3	frosh:	4	58	24
Row 4	total:		239	100%
Boys				
Row 5	varsity:	6	119	54
Row 6	j.v.:	3	54	24
Row 7	frosh:	2	48	22
Row 8	total:		221	100%

- 1) Column 1, list the number of interscholastic teams offered for girls and boys at each competitive level; varsity, junior varsity, and freshman. (Refer to Form T-2, Accommodation of Interests and Abilities, Summary Program Chart 2, Column 1.)
- 2) For Column 2, list the number of participants at each level. For girls, total the entries in Rows 1, 2, and 3 into Row 4. For boys, total the entries in Rows 5, 6, and 7 into Row 8. (Refer to Form T-2, Accommodation of Interests and Abilities, Summary Program Chart 2, Column 2.)
- 3) For Column 3, calculate the percentage of female and male participants at each level.
  - For girls' varsity, junior varsity, and frosh, respectively:
    - Divide Column 2, Row 1 by Column 2, Row 4, and place the percentage in Column 3, Row 1.
    - Divide Column 2, Row 2 by Column 2, Row 4, and place the percentage in Column 3, Row 2.
    - Divide Column 2, Row 3 by Column 2, Row 4, and place the percentage in Column 3, Row 3.
    -
  - For boys' varsity, junior varsity, and frosh, respectively:
    - Divide Column 2, Row 5 by Column 2, Row 8, and place the percentage in Column 3, Row 5.
    - Divide Column 2, Row 6 by Column 2, Row 8, and place the percentage in Column 3, Row 6.
    - Divide Column 2, Row 7 by Column 2, Row 8, and place the percentage in Column 3, Row 7.

Principal's Signature: FOR BURNETT Date: 4-14-04



2003-2004

**BUDGETED AND ACTUAL EXPENDITURES - PROGRAM COMPARISON CHART  
TO INCLUDE BOOSTER CLUB FUNDING**

	equipment and supplies		travel		awards		coaches' salaries (to include supplemental and extended employment)		facilities improvements		publications (if sport-specific)	
	B	E	B	E	B	E	B	E	B	E	B	E
G basketball	\$5500	3524.85	\$2500	2130.01	40.00	51.80						
B basketball	\$5500	7159.30	\$2500	1890.45	40.00	51.80						
G softball	\$3500	1318.29	800.00	483.16	40.00	35.80	SEE ATTACHMENT					
B baseball	\$3500	2506.87	2000.00	1785.17	40.00	35.80	SEE ATTACHMENT					
G cross country	NA	NA	NA	NA	NA	NA						
B cross country	NA	NA	NA	NA	NA	NA						
G golf	\$500	317.40	parents	0	40.00	21.90						
B golf	\$500	312.40	parents	0	40.00	21.90						
G soccer	NA	NA	NA	NA	NA	NA						
B soccer	NA	NA	NA	NA	NA	NA						
G swimming	500.00	423.40	parents	0	40.00	25.90						
B swimming	\$500.00	423.39	parents	0	40.00	25.90						

1. Budget and expenditures on this 2003-2004 year report due by April 15, 2004, should reflect the total monies budgeted and spent for the entire year of 2002-2003 ending June 30, 2003.

2. "B" is for budgeted dollar amounts and "E" is for actual dollar expenditures.

3. Booster Club Funding/Contributions must be included in the expenditures total. \* See attachment

4. Indicate percentage of total expenditures for each gender: Total Expenditures \$ 60,680.60 % for boys 62 % for girls 38

Principal's Signature: [Signature] Date: 4-14-04

2003-2004  
**BUDGETED AND ACTUAL EXPENDITURES - PROGRAM COMPARISON CHART 2**  
TO INCLUDE BOOSTER CLUB FUNDING

Teams	equipment and supplies		travel		awards		coaches' salaries (to include supplemental and extended employment)		facilities improvements		publications (if sport-specific)	
	B	E	B	E	B	E	B	E	B	E	B	E
G track	5000.00	4696.17	1500.00	1125.06	40.00	35.80						
B track	NA	NA	NA	NA	NA	NA						
G tennis	500.00	467.31	parents	0	40.00	26.85	SEE					
B tennis	500.00	621.54	parents	0	40.00	17.90	SEE					
G volleyball	4000.00	3267.05	2000.00	1447.26	40.00	51.80	ATTN: MANAGER					
B wrestling	NA	NA	NA	NA	NA	NA						
G (list sport)												
B (football)	25,000.00	20,271.03	4000.00	*5296.75	40.00	25.90						
G (list sport)												
B (list sport)												

\* INCLUDES STATE PLAYOFFS + STATE GAME.

1. Budget and expenditures on this 2003-2004 year report due by April 15, 2004, should reflect the total monies budgeted and spent for the entire year of 2002-2003 ending June 30, 2003.
2. "B" is for budgeted dollar amounts and "E" is for actual dollar expenditures.
3. Booster Club Funding/Contributions must be included in the expenditures total.
4. Indicate percentage of total expenditures for each gender: Total Expenditures \$ 46,583.76 % for boys 61% % for girls 39%

Principal's Signature: [Signature]

Date: 4-14-04

BUDGETS AND EXPENSES

	GIRLS		BOYS	
	B	E	B	E
Basketball	5000.00	3496.06	5000.00	4303.90
Golf	500.00	355.00	800.00	810.25
Swimming	500.00	953.69	500.00	80.00
Volleyball	3500.00	3165.69	Football	24,000.00
Softball	3500.00	5186.14*	Baseball	3500.00
Girls track	5000.00	4696.17		
Tennis	500.00	467.31		500.00
	14,000.00	18,320.06		28,263.70
			Total	46,583.76

\* Includes softball fence

TRAVEL	GIRLS	BOYS
Basketball	1985.65	2018.45
Golf	0	0
Swim	0	0
Volleyball/Football	744.20	5574.86
Softball/Baseball	483.16	1785.17
Girls Track	1125.06	0
Tennis	0	0
	4338.07	9378.48

AWARDS

	GIRLS	BOYS
Basketball	43.80	43.80
Golf	21.90	21.90
Swim	21.90	0
Volleyball/Football	44.75	30.00
Softball/Baseball	35.80	35.80
Girls Track	35.80	0
Tennis	26/85	17.99
Total	230.80	149.49
Total Summary		
Equipment	18,320.06	28,236.70
Travel	4338.07	9378.48
Awards	230.80	149.49
Total	22,888.93	37,791.67
	38%	62%
Grand Total		
	60,680.60	

Note: \* Fall and winter sports used 2002-2203 Forms  
 Spring sports used 2003-2004 Forms, which were expenses from 2002-2003.

\*Travel for football includes state playoff games and state championship

## 2003-2004 Attachments

- New uniforms for the Boys Basketball Team \$3,030.00
- Awards policy each varsity team is permitted \$40.00 for trophies. Each varsity player receives a letter and a bar, JV gets a JV bar, and freshmen receive numerals.
- Swimming, golf, and tennis (girls and boys transportation) provided by their parents.
- Travel for football includes two buses. Beechwood Board of Education policy requires chartered buses for trips over 100 miles. Thus the expense for the playoff game in Fairview and the State Championship in Louisville.
- Reconditioning of football equipment included in expenses.
- This year the Beechwood Athletic Boosters paid for the Athletic Trainer from St. Elizabeth Medical Center of \$8500.00. Therefore, no contributions towards our individual programs.
- Coaches' salaries are attached. Salaries are based on the number of year's experience.

### FORM 2

Due to lack of participation Beechwood had to cancel varsity fast pitch softball and JV slow pitch softball, but we did add frosh swimming and JV girls tennis.

Cheerleaders were not used in any of our calculations. They are selected for varsity, JV, and freshman football and basketball games. They cheer football in the fall, and equal number of girls and boys home basketball games during winter.

Month	SPORT	DRIVER	MILEAGE	RATE	MILEAGE COST	HOURS	HOURLY RATE	DRIVER COST	TOTAL COST
Apr-03	Baseball	Doll	9	0.93	8.37	2	21.93	43.86	52.23
Apr-03	Baseball	Marshall	9	0.93	8.37	2	12.64	25.28	33.65
Apr-03	Baseball	Hensley	34	0.93	31.62	5.25	12.16	63.84	95.46
Apr-03	Baseball	Bovard	34	0.93	31.62	4.5	11.83	53.24	84.86
Apr-03	Baseball	Doll	17	0.93	15.81	4	21.93	87.72	103.53
Apr-03	Baseball	Bovard	41	0.93	38.13	4	11.83	47.32	85.45
Apr-03	Baseball	Hensley	12	0.93	11.16	5	12.16	60.80	71.96
Apr-03	Baseball	Bovard	29	0.93	26.97	5	11.83	59.15	86.12
May-03	Baseball	Doll	26	0.93	24.18	4	21.93	87.72	111.90
May-03	Baseball	Schrand	8	0.93	7.44	4	22.85	91.40	98.84
May-03	Baseball	Bovard	12	0.93	11.16	5.25	11.83	62.11	73.27
May-03	Baseball	Hensley	20	0.93	18.60	4.5	12.16	54.72	73.32
May-03	Baseball	Hensley	12	0.93	11.16	4.5	12.16	54.72	65.88
May-03	Baseball	Bovard	21	0.93	19.53	4.75	11.83	56.19	75.72
May-03	Baseball	Hensley	14	0.93	13.02	5	12.16	60.80	73.82
May-03	Baseball	Bovard	0	0.93	-	2	11.83	23.66	23.66
May-03	Baseball	Bovard	0	0.93	-	2	11.83	23.66	23.66
May-03	Baseball	Hensley	29	0.93	26.97	6	12.16	72.96	99.93
May-03	Baseball	Hensley	14	0.93	13.02	4	12.16	48.64	61.66
May-03	Baseball	Hensley	0	0.93	-	3	12.16	36.48	36.48
Apr-04	Baseball	Hensley	16	0.93	14.88	5	12.16	60.80	75.68
Apr-04	Baseball	Doll	16	0.93	14.88	4.5	21.93	98.69	113.57
Apr-04	Baseball	Hensley	19	0.93	17.67	5	12.16	60.80	78.47
Apr-04	Baseball	Doll	10	0.93	9.30	3.5	21.93	76.76	86.06
			<b>402</b>	<b>0.93</b>	<b>373.86</b>	<b>98.75</b>		<b>1,411.31</b>	<b>1,785.17</b>
Dec-03	BBK	Hensley	6	0.93	5.58	3.25	12.16	39.52	45.10
Dec-03	BB	Hensley	26	0.93	24.18	3.5	12.16	42.56	66.74
Dec-03	BB	Hensley	26	0.93	24.18	3.75	12.16	45.60	69.78
Dec-03	BB	Hensley	11	0.93	10.23	3.75	12.16	45.60	55.83
Dec-03	BB	Marshall	21	0.93	19.53	5.5	12.64	69.52	89.05
Jan-04	BB	Doll	16	0.93	14.88	5.5	21.93	120.62	135.50
Jan-04	BB	Hensley	8	0.93	7.44	4	12.16	48.64	56.08
Jan-04	BB	Hensley	23	0.93	21.39	4	12.16	48.64	70.03
Jan-04	BB	Marshall	10	0.93	9.30	5	12.64	63.20	72.50
Jan-04	BB	Doll	7	0.93	6.51	5.5	21.93	120.62	127.13
Jan-04	BB	Doll	18	0.93	16.74	4.5	21.93	98.69	115.43
Jan-04	BB	Hensley	15	0.93	13.95	3.75	12.16	45.60	59.55
Jan-04	BB	Doll	18	0.93	16.74	5	21.93	109.65	126.39
Jan-04	BB	Marshall	17	0.93	15.81	4.5	12.64	56.88	72.69
Feb-04	BB	Bovard	33	0.93	30.69	4.5	11.83	53.24	83.93
Feb-04	BB	Marshall	17	0.93	15.81	5	12.64	63.20	79.01
Feb-04	BB	Hensley	11	0.93	10.23	4	12.16	48.64	58.87
Feb-04	BB	Doll	5	0.93	4.65	5	21.93	109.65	114.30
Feb-04	BB	Marshall	37	0.93	34.41	5.5	12.64	69.52	103.93
Feb-04	BB	Doll	18	0.93	16.74	5	21.93	109.65	126.39
Feb-04	BB	Doll	17	0.93	15.81	2	21.93	43.86	59.67
Mar-04	BB	Doll	16	0.93	14.88	4	21.93	87.72	102.60
			<b>376</b>	<b>0.93</b>	<b>349.68</b>	<b>96.5</b>		<b>1,540.80</b>	<b>1,890.48</b>

Month	SPORT	DRIVER	MILEAGE	RATE	MILEAGE COST	HOURS	HOURLY RATE	DRIVER COST	TOTAL COST
Dec-03	BB-girls	Hensley	18	0.93	16.74	6.5	12.16	79.04	95.78
Dec-03	BB-girls	Hensley	6	0.93	5.58	5.75	12.16	69.92	75.50
Dec-03	BB-girls	Hensley	221	0.93	205.53	10.25	12.16	124.64	330.17
Dec-03	BB-girls	Hensley	218	0.93	202.74	9.5	12.16	115.52	318.26
Dec-03	BB-girls	Hensley	221	0.93	205.53	9.5	12.16	115.52	321.05
Jan-04	BB-girls	Hensley	16	0.93	14.88	3.75	12.16	45.60	60.48
Jan-04	BB-girls	Hensley	27	0.93	25.11	5.5	12.16	66.88	91.99
Jan-04	BB-girls	Hensley	16	0.93	14.88	4	12.16	48.64	63.52
Jan-04	BB-girls	Hensley	18	0.93	16.74	6.5	12.16	79.04	95.78
Feb-04	BB-girls	Hensley	20	0.93	18.60	6.5	12.16	79.04	97.64
Feb-04	BB-girls	Hensley	120	0.93	111.60	8	12.16	97.28	208.88
Feb-04	BB-girls	Hensley	16	0.93	14.88	6.25	12.16	76.00	90.88
Feb-04	BB-girls	Hensley	10	0.93	9.30	6.25	12.16	76.00	85.30
Feb-04	BB-girls	Hensley	16	0.93	14.88	4	12.16	48.64	63.52
Mar-04	BB-girls	Hensley	16	0.93	14.88	4	12.16	48.64	63.52
Mar-04	BB-girls	Hensley	14	0.93	13.02	4.5	12.16	54.72	67.74
			973	93	904.89	100.75		1,225.12	2,130.01

Aug-03	Football	Schrand	30.5	0.93	28.37	5	22.85	114.25	142.62
Aug-03	Football	Peeno	30.5	0.93	28.37	5	12.49	62.45	90.82
Aug-03	Football	Hensley	29	0.93	26.97	4	12.16	48.64	75.61
Aug-03	Football	Clemons	29	0.93	26.97	4	13.45	53.80	80.77
Aug-03	Football	Doll	58	0.93	53.94	5.75	21.93	126.10	180.04
Aug-03	Football	Hensley	58	0.93	53.94	5.75	12.16	69.92	123.86
Sep-03	Football	Hensley	20	0.93	18.60	5.25	12.16	63.84	82.44
Sep-03	Football	Doll	49	0.93	45.57	5.25	21.93	115.13	160.70
Sep-03	Football	Marshall	49	0.93	45.57	5	12.64	63.20	108.77
Sep-03	Football	Doll	8	0.93	7.44	4	21.93	87.72	95.16
Sep-03	Football	Eubank	13	0.93	12.09	4	14.75	59.00	71.09
Sep-03	Football	Doll	6	0.93	5.58	4.5	21.93	98.69	104.27
Sep-03	Football	Clemons	6	0.93	5.58	4.5	13.45	60.53	66.11
Oct-03	Football	Eubank	23	0.93	21.39	6	14.75	88.50	109.89
Oct-03	Football	Hensley	23	0.93	21.39	6	12.16	72.96	94.35
Oct-03	Football	Doll	62	0.93	57.66	4.5	21.93	98.69	156.35
Oct-03	Football	Hensley	67	0.93	62.31	7	12.16	85.12	147.43
Oct-03	Football	Bovard	67	0.93	62.31	6.75	11.83	79.85	142.16
Oct-03	Football	Doll	12	0.93	11.16	5.5	21.93	120.62	131.78
Oct-03	Football	Hensley	12	0.93	11.16	5.5	12.16	66.88	78.04
Oct-03	Football	Hensley	22	0.93	20.46	4.5	12.16	54.72	75.18
Nov-03	Football	Doll	22	0.93	20.46	6	21.93	131.58	152.04
Nov-03	Football	Marshall	22	0.93	20.46	6	12.64	75.84	96.30
			718	0.93	667.74	119.75		1,898.01	2,565.75

1,225.12 + 2,565.75 = 3,790.87

5296 75

Month	SPORT	DRIVER	MILAGE	RATE	MILEAGE COST	HOURS	HOURLY RATE	DRIVER COST	TOTAL COST
May-03	Softball-gir	Hensley	23	0.93	21.39	5	12.16	60.80	82.19
May-03	Softball-gir	Hensley	30	0.93	27.90	10.5	12.16	127.68	155.58
May-03	Softball-gir	Hensley	30	0.93	27.90	5	12.16	60.80	88.70
Apr--03	Softball-gir	Marshall	17	0.93	15.81	3.5	12.64	44.24	60.05
Apr--03	Softball-gir	Hensley	32	0.93	29.76	5.5	12.16	66.88	96.64
			132	0.93	122.76	29.5		360.40	483.16
Apr--03	track-girls	Hensley	12	0.93	11.16	4	12.16	48.64	59.80
Apr--03	track-girls	Hensley	31	0.93	28.83	3	12.16	36.48	65.31
Apr--03	track-girls	Doil	13	0.93	12.09	4	21.93	87.72	99.81
Apr--03	track-girls	Hensley	21	0.93	19.53	6.5	12.16	79.04	98.57
May-03	track-girls	Bovard		0.93	-		11.83	-	-
May-03	track-girls	Hensley	46	0.93	42.78	4.5	12.16	54.72	97.50
May-03	track-girls	Hensley	27	0.93	25.11	5.5	12.16	66.88	91.99
May-03	track-girls	Doll	10	0.93	9.30	1	21.93	21.93	31.23
May-03	track-girls	Hensley	28	0.93	26.04	6.75	12.16	82.08	108.12
May-03	track-girls	Bovard	9	0.93	8.37	2.75	11.83	32.53	40.90
May-03	track-girls	Bovard	9	0.93	8.37	2.75	11.83	32.53	40.90
May-03	track-girls	Doll	25	0.93	23.25	5.5	21.93	120.62	143.87
May-03	track-girls	Hensley	13	0.93	12.09	3	12.16	36.48	48.57
May-03	track-girls	Bovard	11	0.93	10.23	2.75	11.83	32.53	42.76
Mar-04	track-girls	Bovard	23	0.93	21.39	3.75	11.83	44.36	65.75
			304	0.93	282.72	58.75		842.34	1,125.06
Aug-03	Volleyball-	Hensley	18	0.93	16.74	5	12.16	60.80	77.54
Aug-03	Volleyball-	Hensley	21	0.93	19.53	5	12.16	60.80	80.33
Aug-03	Volleyball-	Hensley	30	0.93	27.90	6	12.16	72.96	100.86
Aug-03	Volleyball-	Hensley	17	0.93	15.81	4.5	12.16	54.72	70.53
Aug-03	Volleyball-	Hensley	32	0.93	29.76	5.75	12.16	69.92	99.68
Sep-03	Volleyball-	Hensley	7	0.93	6.51	4.75	12.16	57.76	64.27
Sep-03	Volleyball-	Hensley	19	0.93	17.67	5	12.16	60.80	78.47
Sep-03	Volleyball-	Hensley	34	0.93	31.62	6	12.16	72.96	104.58
Sep-03	Volleyball-	Hensley	29	0.93	26.97	4.5	12.16	54.72	81.69
Sep-03	Volleyball-	Hensley	22	0.93	20.46	5.5	12.16	66.88	87.34
Sep-03	Volleyball-	Hensley	28	0.93	26.04	6	12.16	72.96	99.00
Sep-03	Volleyball-	Hensley	28	0.93	26.04	10	12.16	121.60	147.64
Sep-03	Volleyball-	Hensley	25	0.93	23.25	5.5	12.16	66.88	90.13
Oct-03	Volleyball-	Hensley	9	0.93	8.37	4.5	12.16	54.72	63.09
Oct-03	Volleyball-	Hensley	9	0.93	8.37	5	12.16	60.80	69.17
Oct-03	Volleyball-	Hensley	10	0.93	9.30	4.5	12.16	54.72	64.02
Oct-03	Volleyball-	Hensley	12	0.93	11.16	4.75	12.16	57.76	68.92
			350	0.93	325.50	92.25		1,121.76	1,447.26



## Equipment and Supplies (2003-2004)

Each year head coaches turn in requests for equipment and supplies. Teams cannot be supplied new uniforms every year so coaches often only get replacements for lost or damaged uniforms. We rotate purchasing of new uniforms. This year boy's basketball received new uniforms.

Most athletes purchase their own practice gear.

Examples of purchased items include:

Football- game and practice jerseys

Softball and baseball- practice uniforms

Tennis and golf- game gear

Volleyball- practice shorts

Swim- swimsuits

Track- practice gear

All individuals buy their own shoes.

## Medical Services

Beechwood has hired a full time Athletic Trainer from St. Elizabeth Sports Medicine Center. He is present at all home contests and available during practices. At away games Northern Kentucky schools provide a certified trainer.

We do have a team doctor available during contact sports, such as football.

## Golf (girls) 2003-2004

Received	Expenditures
None	Balls and tees- \$200.50 Awards- \$21.90 Conference tourney- \$40.00 Regional tourney- \$55.00

- Boys and girls buy their own game wear.

Golf (boys)	
Received	Expenditures
None	Balls- \$200.50 Awards- \$21.90 Conference tourney- \$50.00 Regional tourney- \$40.00

- No one qualified for state competition for boys or girls.

## Swimming (boys and girls)

Received	Expenditures
None	Pool Time- \$342.00 Invitationals- \$240.00 Swim Caps- \$137.99 Shirts- \$75.00 Awards- \$51.80

- No one qualified for state competition this year.

## Volleyball 2003-2004

Expenditures	Received
Officials-\$736.00	
Trophies- \$51.80	Gates- \$1764.00
Tourneys- \$800.00	District share- \$102.50
Equipment/supplies- \$1454.25	Regional share- \$527.10
Dues- \$50.00	
League- \$175.00	

## Tennis (girls)

Expenditures	Received
Balls- \$200.00	Booster Donation- \$800.00
Decals- \$169.28	
Warm-ups- \$1020.00*	
Awards- \$26.85	
Meals\$71.18	
Girls purchased own dresses and shirts.	
*School keeps warm-ups	

## Tennis (boys)

Expenditures	Received
Balls- \$200.00	Booster Donation- \$350.00
Decals- \$169.27	
Meals- \$88.00	
Rooms- \$146.28	
Awards- \$17.99	
Boys purchase their own game shirts.	

Football (2003-2004)

Expenditures

Received

Officials- \$2365.00

Gates: \$46,288.09

Equipment- \$11,337.56\*

Field Rental- \$3075.00

Security- \$1960.00

Dues- \$35.00

Awards- \$25.90

NFL- \$250.00

Clinic- \$559.39

Buses for Fairview (playoffs) and State- \$2731.00

Playoff/State meals- \$613.68

Tom Potter Memorial- \$50.00

KHSAA Pre-sale- \$2785.00

\* Includes reconditioning of equipment.

## Girls Basketball 2003-2004

Expenditures	Received
Officials- \$2307.50	Gates- \$2,701.00
Invitationals- \$160.00	
Dues- \$50.00	
League fee- \$350.00	
Women's Final Four- \$605.55	
Awards- \$51.80	

## Boys Basketball

Expenditures	Received
Officials- \$2502.50	Gates- \$6359.25
League fee- \$350.00	
Invitational- \$70.00	
Uniforms- \$3030.00 *	
Dues- \$50.00	
State tickets- \$305.00	
Room at state tourney- \$800.00	
Awards- \$51.80	

- New uniforms 2003-2004 season their turn in the cycle.

## Shared Basketball (girls and boys)

Expenditures	Received
All A Ads- \$300.00	Gates- \$1168.50
All A classic tickets- \$100.00	Share of All A- \$760.25
New Scoreboard- \$10,057.00	
Officials- \$480.00	
Storage Cabinets- \$550.00	

Track (girls)

Expenditures	Received
Uniforms- \$1831.00	Booster donation- \$1500.00
Equipment/supplies- \$1778.58	Fundraiser- \$5402.69*
Entry fees- \$555.00	
Running Tights- \$1541.73*	
Awards- \$35.80	
Dues- \$10.00	
Meals- \$117.00	
Rooms- \$368.79	
Warm-ups- \$2863.00*	

\*Girls purchased running tights and personal warm-ups


Softball (2003-2004)

Expenditures	Received
Equipment/supplies- \$569.94	Booster Donation- \$600.00
Balls- \$200.00	
Dues-\$50.00	
Umpires- \$462.50	
Awards-\$35.80	

Baseball

Expenditures	Received
Equipment/supplies- \$641.07	Booster Donation- \$350.00
Balls- \$300.00	Fundraiser- \$3071.00*
Dues- \$55.00	A.D. donation- \$300.00
Tourneys- \$180.00	Bullitt Co. tourney
Umpires- \$1295.00	District Share- \$104.05
Awards- \$35.80	Regional Share- \$206.08
Trip/Hats/socks/turtlenecks- \$3063.00*	

\*Paid for with fundraiser



## **BEECHWOOD HIGH SCHOOL**

*Glen Miller, Principal  
Bob Burnett, Assistant Principal  
Mary Philippe, Counselor*

*54 Beechwood Road  
Fort Mitchell, Kentucky 41017  
Phone (859) 331-1220, Fax (859) 426-3744  
<http://www.beechwood.k12.ky.us>*

In the spring of 2003, Beechwood Schools, in conjunction with some private investors, took on a venture of creating a Turf and Track Fund to upgrade Beechwood's football, softball, and baseball fields and add a four to five lane track. Mother nature has slowed the project, but by the spring of 2005, Beechwood will have its new track, football field, and two competitive softball/baseball fields, if space permits.

## BOOSTER BUDGET 1999-2000

1. VOLLEYBALL	balls	\$300.00
	cart	\$200.00
2. FOOTBALL	none	\$000.00
3. GOLF	balls	\$400.00
4. GIRLS BASKETBALL --- All A Classic Ad		\$200.00
	balls	\$400.00
5. BOYS BASKETBALL---- All A Classic Ad		\$200.00
	balls	\$400.00
6. TENNIS	balls	\$350.00
7. SWIMMING ----sweatshirts		\$200.00
8. SOFTBALL	balls	\$200.00
	bats	\$400.00
9. BASEBALL	balls	\$350.00
10. CHEERLEADERS		
	junior high	\$200.00
	frosh	\$500.00
	jv	\$600.00
	varsity	\$800.00
	spirit supplies	\$100.00
11. MISC.		
	life squad	\$100.00
	spring banquet	\$700.00
	championship patches	\$400.00
	scholarships	\$600.00
	senior spirit towels	\$200.00
12. TRACK		
	high jump pit etc.	\$2200.00
13. SOFTBALL/BASEBALL		
	batting cage	\$5000.00
14. GYMNASIUM EQUIPMENT		
	chairs	\$3500.00
	fans	\$700.00



**BOOSTER BUDGET 2000-2001**

1. VOLLEYBALL	balls	\$300.00
	net	\$200.00
	computer program	\$100.00
2. FOOTBALL	Bardstown game	\$1000.00
3. GOLF	balls	\$400.00
	(Girls) bags	\$375.00
4. GIRLS BASKETBALL --- All A Classic Ad		\$200.00
	uniforms	\$1500.00
5. BOYS BASKETBALL---- All A Classic Ad		\$200.00
	balls	\$400.00
6. TENNIS	balls	\$350.00
7. SWIMMING ----sweatshirts		\$200.00
8. SOFTBALL	balls	\$200.00
	catchers equipment	\$200.00
9. BASEBALL	balls	\$400.00
10. CHEERLEADERS		
	junior high	\$200.00
	frosh	\$600.00
	varsity	\$800.00
	spirit supplies	\$100.00
11. MISC.		
	life squad	\$100.00
	spring banquet	\$700.00
	championship patches	\$400.00
	scholarships	\$600.00
	senior spirit towels	\$200.00
12. TRACK	uniforms/equipment	\$400.00

BOOSTER BUDGET 2002-2003

1. VOLLEYBALL	balls	\$300.00
	standards	\$250.00
2. FOOTBALL	none	\$000.00
3. GOLF	balls	\$400.00
4. GIRLS BASKETBALL --- All A Classic Ad		\$200.00
uniforms		\$500.00
5. BOYS BASKETBALL---- All A Classic Ad		\$200.00
glass boards for side baskets		\$??????
6. TENNIS	balls	\$350.00
	(girls warm-ups)	\$800.00
7. SWIMMING ----sweatshirts		\$200.00
8. SOFTBALL	balls	\$200.00
	bats	\$400.00
9. BASEBALL	balls	\$350.00
grade and level entire playing field		\$??????
10. CHEERLEADERS		
junior high		\$200.00
frosh		\$500.00
jv		\$600.00
varsity		\$800.00
spirit supplies		\$100.00
11. MISC.		
life squad		\$100.00
spring banquet		\$700.00
championship patches		\$400.00
scholarships		\$600.00
senior spirit towels		\$200.00
12. TRACK		
uniforms and equipment		\$1500.00

? why no junior amt.  
2/5/02  
CME

MUNIS #	LAST	FIRST	JOB_DESC	ECA SHEET line	BASE SALARY
	YEAGLE	MICHAEL	FT BALL HEAD COACH		8,787
	BURNETT	ROBERT	ATHLETIC DIRECTOR		7,579
	FIELDS	FLORA	BASKETBALL HEAD COACH		7,579
	HERALD	MICHAEL	BASKETBALL HEAD COACH		7,579
	BRILZ	DARRICK	FT BALL ASST 50%		2,000
	ALFORD	JOHN	FT BALL FR		3,509
	BURNETT	ROBERT	FTBALL ASST		5,474
	PROCACCINO	JAMES	FTBALL ASST		5,474
	RASH	NOEL	FTBALL ASST		5,474
	HERGOTT	GREG	FTBALL ASST 50%		2,000
	WHITT	TOM	BASKETBALL ASST		4,117
	HOBBS	DAVID	BASKETBALL GIRLS ASST		4,117
	MYERHOFF	ROBERT	BASEBALL HEAD COACH		3,509
	GRIEME	WILLIAM	BASKETBALL FR BOY		3,509
	FIELDS/HOBBS	FLORA/ACE	BASKETBALL FR GIRLS		3,509
	ANDRESS	SALLY	CHEER VARSITY		2,500
	LIST	BEN	FT BALL FR ASST		2,158
	DEARWATER	ZACHARY	FT BALL FR ASST 50%		1,079
	MURRAY	JOHNATHAN	FT BALL FR ASST 50%		1,755
	TO BE NAMED		SOFTBALL ASST		
	JOHNSON	JACK	TRACK HEAD		1,388
	LONG	MATTHEW	V BALL HEAD COACH		2,737
	HITCH	RANDY	SOFTBALL SLOW PITCH		2,158
	WERA	SUZANNE	GOLF BOYS		2,211
	WIND	JEANNE	GOLF GIRLS		2,001
	WERA	SUZANNE	TENNIS - BOYS		2,733
	WENTZ	BARBARA	TENNIS GIRLS		2,733
	WOOTON	DUSTIN	BASKETBALL BOYS 7TH		1,000
	HICKS	ANDREA	BASKETBALL GIRLS 7TH		1,000
	BLACKBURN	KYLENE	BASKETBALL GIRLS 8TH		1,211
	FRONK	RON	BASKETBALL BOY 8TH		1,290
	BAIONI	DAVID	BASEBALL JV		1,173
	REYER	MARIA	CHEER FR		807
	ANDRESS	SALLY	CHEER JV		1,246
	RELEFORD	SUSAN	TRACK ASST		1,491
	RELEFORD	SUSAN	VBALL JV		1,896
	SCHWAB	LISSA	V BALL 7TH		706
	OGLE	JOAN	V BALL FR		1,211

BLACKBURN	KYLENE	V BALL GIRLS 8TH	790
MUTH	DEBRA	CHEER JR HIGH	632
GROETZINGER	LINDA	SWIMMING	651
JULICOEUR	ANGIE	TENNIS GIRLS JV	200

**BEECHWOOD BOARD OF EDUCATION  
EXTRA SERVICE POSITIONS AND SALARY SCHEDULE 2003-2004**

	STEP 0	STEP 1	STEP 2	STEP 3	STEP 4	STEP 5	STEP 6	STEP 7	STEP 8	STEP 9+
BAND DIRECTOR(1); HEAD FOOTBALL COACH (1); TECHNOLOGY DIRECTOR (1)	3,579	4,106	4,211	5,159	5,684	6,211	6,737	7,264	8,208	8,787
ATHLETIC DIRECTOR (1); HEAD BASKETBALL COACH (2)* ✓	3,264	3,685	4,106	4,632	5,053	5,474	5,895	6,316	7,100	7,579
ASSISTANT FOOTBALL COACH (4); FRESHMAN FOOTBALL COACH (1) ✓	2,133	2,579	3,000	3,342	3,579	3,895	4,211	4,527	5,102	5,474
ASSISTANT BAND DIRECTOR (1)	2,079	2,343	2,526	2,737	2,947	3,158	3,421	3,685	4,160	4,420
ASSISTANT BASKETBALL COACH (2)* ✓	2,004	2,305	2,358	2,440	2,549	2,657	2,819	3,388	3,882	4,117
HEAD VOLLEYBALL COACH(1); HEAD BASEBALL COACH(1); TRACK COACH(1)**; ✓ FRESHMAN BASKETBALL COACH (2); ASST. FRESHMAN FOOTBALL COACH (2); ✓ FAST PITCH SOFTBALL COACH (1); ACADEMICS COACH (2); ✓ VARSITY CHEERLEADING COACH (1); MUSICAL DIRECTOR (1)	1,874	2,158	2,211	2,289	2,368	2,500	2,737	2,947	3,327	3,509
SLOW PITCH SOFTBALL COACH (1) ✓	1,664	1,947	2,001	2,079	2,158	2,289	2,526	2,737	3,117	3,299
CHORUS(1); YEARBOOK(1); ASST. MUSICAL DIRECTOR(1); TENNIS COACH(2)*; GOLF COACH(2)*	1,105	1,395	1,447	1,526	1,605	1,763	2,001	2,211	2,552	2,733
7TH/8TH GRADE BASKETBALL COACH(2)*	1,000	1,158	1,211	1,290	1,369	1,421	1,526	1,763	1,913	2,028
ACADEMIC COACH-ELEM (1); O.M. COACH (1); FRESHMAN CHEERLEADER COACH (1); JV BASEBALL COACH (1)**; ASST. TRACK COACH (1)**; JV VOLLEYBALL COACH.(1); JV CHEERLEADER COACH (1) ✓	807	990	1,025	1,113	1,173	1,246	1,345	1,491	1,775	1,896
JUNIOR HIGH VOLLEYBALL COACH (1); FRESHMAN VOLLEYBALL COACH (1)	632	706	790	869	948	1,026	1,079	1,211	1,387	1,482
JUNIOR HIGH CHEERLEADER SPONSOR(1)	632	658	684	711	737	763	790	815	887	919
SWIM COACH(1)	379	406	431	458	485	510	537	563	621	651

\*ONE EACH - BOYS & GIRLS \*\*GIRLS ONLY \*\*\*JV COACHES SERVE AS ASSISTANTS TO THE HEAD COACHES

THE JOB TITLE OF ASSISTANT COACH AND JV COACH MAY BE INTERCHANGABLE AS PART OF THE JOB FOR THE ASSISTANT MAY BE TO COACH THE JV TEAM. IN SOME CASES A COACH MAY BE SUBSTITUTED FOR A SPONSOR OR A SPONSOR MAY BE SUBSTITUTED FOR A COACH. MATCHING EXPERIENCE IN OTHER SCHOOLS MAY BE CONSIDERED BY THE SUPERINTENDENT TO DETERMINE THE STEP PLACEMENT FOR A NEW EMPLOYEE.

# 2003-2004 KHSAA TITLE IX ATHLETICS AUDIT

KHSAA  
Form T41  
Rev. 8/03

## Checklist - Overall Interscholastic Athletics Program

Areas of Compliance	ADVANTAGE TO (Respond based on Internal Evaluation by checking the appropriate column.)		
	GIRLS' PROGRAM	BOYS' PROGRAM	NEITHER PROGRAM
<b>OPPORTUNITIES</b>			
Accommodation of Interest and Abilities			✓
<b>BENEFITS</b>			
Equipment and Supplies			✓
Scheduling of Games and Practice Time			✓
Travel and Per Diem Allowances			✓
Coaching			✓
Locker Rooms, Practice and Competitive Facilities			✓
Medical and Training Facilities and Services			✓
Publicity			✓
Support Services			✓
Athletic Scholarships			✓ NA
Tutoring			✓ NA
Housing and Dining Facilities and Services			✓ NA
Recruitment of Student Athletes			✓ NA

Principal's Signature: Bob Rowlett Date: 4-14-04

## INSTRUCTIONS

1. Take attendance----- list all absent students on this sheet.
2. Please hand out interest-survey to students  
(1) per student
3. Ask students to read the instructions
4. Remind students that name and grade level are optional
5. I will collect all packets at the end of homeroom

SCHOOL NAME

Beechwood

2003-2004

TITLE IX

CORRECTIVE ACTION PLAN

To complete this form, indicate the intended area which needs corrective action, the suggested change and time table for implementation. You may copy this form as needed. Please attach corrective action plans along with audit forms and submit by April 15, 2004.

ITEM FOR CORRECTION	SUGGESTED CHANGE	TIME TABLE FOR CORRECTIVE ACTION
Scoreboard for basketball and volleyball	Replaced with new scoreboard	Winter 2003-04
Girls' track	Complete rubberized coating	Spring 2005
Softball/baseball fields level fields (Form T-60; 2003)	Dugouts for softball if we can make a competitive field	Spring/Summer 2005
Increase student attendance at girls' volleyball and girls' basketball games	Free admission for students to one (1) game for volleyball and basketball	Started in 2001 and will continue

For all areas currently identified as items for correction, an intended corrective action explanation is needed. THIS FORM SHALL BE TYPED.

Principal's Signature: *[Signature]*

Date: 4-14-04



**2003-2004 INTERSCHOLASTIC ATHLETICS SURVEY**  
Summary of Student Responses

School Name	Beechwood
School Enrollment	316 9-12
Date	3-23-04
Completed By	3-26-04

Instructions:

1. Summarize the Student Athletics Interest Surveys Form T-61 by listing the total number of responses on the line next to each sport.
2. Under the Other Category please provide a listing of the sports as well as the number of students who are interested in participating.
3. Please sign and date the Summary Form (T-63) and mail the Summary Form only to the KHSAA by April 15, 2004. Do not mail the student surveys (Form T-61). However, these Forms should be maintained in your files in the event they are requested subsequently.

390 Number of Surveys  
363 Total Returned (*A minimum of 80% return is expected*)  
7-11 Grades Surveyed

How Was The Survey Administered? ALL HOME ROOMS  
 (e.g. was it given in all English classes, or all home rooms, or advisee/advisor?)

Fall Sports (List Total Number of Participation Responses)

10 Cross Country (Girls)  
10 Cross Country (Boys)  
6 Field Hockey (Girls)  
103 Football (Boys)  
8 Golf (Girls)  
11 Golf (Boys)  
27 Soccer (Girls)  
21 Soccer (Boys)  
41 Volleyball (Girls)  
8 Volleyball (Boys)  
105 WOULD NOT PARTICIPATE

Winter Sport (List Total Number of Participation Responses)

26 Basketball (Girls)                      139 WOULD NOT PARTICIPATE  
92 Basketball (Boys)                      1 INDOOR SOCCER  
18 Gymnastics (Girls)                      1 HOCKEY  
 36 ←          Indoor Track (Girls)  
                    Indoor Track (Boys)  
12 Swimming & Diving (Girls)  
7 Swimming & Diving (Boys)

18 Wrestling (Boys)

Spring Sport (List Total Number of Participation Responses)

- 75 Baseball (Boys)
- 5 Fast Pitch Softball (Girls)
- 24 Slow Pitch Softball (Girls)
- 32 Tennis (Girls)
- 15 Tennis (Boys)
- 40 Track (Girls)
- 35 Track (Boys)
- 133 WOULD NOT PARTICIPATE

Other Sports (From Student Survey T-61 Question 10)

Name of Sport	Number of Students Interested In Participating
---------------	------------------------------------------------

_____	_____
_____	_____
_____	_____
_____	_____
_____	_____
_____	_____
_____	_____
_____	_____

SEE  
ATTACHMENT

Number of Students who participate in Intramural Sports.  
(From Student Survey T-61 Question 5)

<u>Sport</u>	<u>Number</u>
_____	_____
_____	_____
_____	_____
_____	_____
_____	_____

SEE  
ATTACHMENT

List Intramural Sports students are interested in adding:  
(From Student Survey T-61 Question 6)

<u>Sport</u>	<u>Number</u>
_____	_____
_____	_____
_____	_____
_____	_____
_____	_____

SEE  
ATTACHMENT

Participation in Non-School Sports Activities  
(From Student Survey T-61 Question 7)

<u>Sport</u>	<u>Number</u>
_____	_____
_____	_____
_____	_____
_____	_____
_____	_____
_____	_____

SEE  
ATTACHMENT

Reasons for not participating in interscholastic athletics.  
(From Survey Question 8)

<u>Response</u>	<u>Number</u>
-----------------	---------------


- 38 I prefer other activities such as band, chorus, etc.
- 32 I don't have time
- 11 The practice schedules and game times are inconvenient
- 21 The sport I like isn't offered
- 1 It's too expensive
- 10 I prefer to participate in club or intramural sports
- 16 Working
- 18 Other  
too hard to make team, I don't want to; never tried out; I don't like sports; too lazy; I prefer church over sports; Band should be counted as a sport; I hate sports; YoungLife.

Student Suggestions to encourage participation

I like music, get better coaches and facilities, make sports non-competitive, give free food, abolish Title-9, give everyone trophies, pay to play, make girls play, give scholarships available, make it more affordable, shorten practices, no homework, get out of sports while you can, play for fun, too stressful to win, add teams like hockey, soccer, lacrosse.

Bob Barrett  
Principal's Signature

4-14-04  
Date



# **BEECHWOOD HIGH SCHOOL**


*Glen Miller, Principal  
Bob Burnett, Assistant Principal  
Mary Philippe, Counselor*

54 Beechwood Road  
Fort Mitchell, Kentucky 41017  
Phone (859) 331-1220, Fax (859) 426-3744  
<http://www.beechwood.k12.ky.us>

KHSAA #10 (2003-2004)

Lacrosse	19	Track	20	Girls Football	9
Volleyball	3	Spring softball	1	Swim	2
Soccer Fall	20	Spring golf	4	Indoor soccer	1
Wrestling	12	Colorguard	4	Boxing Winter	8
Baseball	6	Basketball	4	Spring soccer	21
Skiing	5	Band	5	Paintball	12
Girls Baseball	1	Dance team	6	Bowling (any)	12
Fencing	2	Hockey	15	Karate	1
Gymnastics	3	Skateboarding	2	Academic Team	1
Cheerleading	6	Rugby	11	Field hockey	6
Water polo	6	Boys softball	2	Boys volleyball	1
Corn hole	4	Cross country	5	Hunting	2
Rowing	2				

All of the following had one vote: billiards, darts, video games, male cheerleading, dodge ball, ping pong, bad mitten, curling, horseshoes, girls basketball, fast pitch softball, skating, baton throwing, cricket, street hockey, synchronized swimming, archery, horse racing, fishing, pooping, peeing, eating, and sleeping



# **BEECHWOOD HIGH SCHOOL**

*Glen Miller, Principal  
Bob Burnett, Assistant Principal  
Mary Philippe, Counselor*

*54 Beechwood Road  
Fort Mitchell, Kentucky 41017  
Phone (859) 331-1220, Fax (859) 426-3744  
<http://www.beechwood.k12.ky.us>*

## KHSAA #5 (2003-2004)

Beechwood does not offer Intramural Sports, BUT the following answered:

YES- 68  
NO- 281

Activities listed were:

Baseball	11	Basketball	14	Football	10
Soccer	9	Volleyball	8	Golf	3
Swimming	5	Cheerleading	6	Skateboarding	2
Hockey	2	Band	2	Tennis	4
Track	2	Softball	2		

The following received 1:

Paintball, bowling, karate, colorguard, dance, rugby, biking, boxing



# **BEECHWOOD HIGH SCHOOL**

*Glen Miller, Principal  
Bob Burnett, Assistant Principal  
Mary Philippe, Counselor*


54 Beechwood Road  
Fort Mitchell, Kentucky 41017  
Phone (859) 331-1220, Fax (859) 426-3744  
<http://www.beechwood.k12.ky.us>

## KHSAA #6 (2003-2004)

Lacrosse	4	Waterpolo	8	Basketball	18
Track	12	Volleyball	7	Soccer (sp/fall)	21
Paintball	3	Boxing	3	Colorguard	2
Bowling	4	Baseball	4	Hockey	6
Gymnastics	2	Wrestling	6	Rugby	3
(G)Football	6	Fencing	2	Dance	3

The following had 1:

Horseback riding, kickball, cross country, softball, karate, corn hole, boys volleyball, donkey racing, Academic team, band, skate boarding, whiffleball, Nascar, hackey sack



# **BEECHWOOD HIGH SCHOOL**

*Glen Miller, Principal  
Bob Burnett, Assistant Principal  
Mary Philippe, Counselor*

54 Beechwood Road  
Fort Mitchell, Kentucky 41017  
Phone (859) 331-1220, Fax (859) 426-3744  
<http://www.beechwood.k12.ky.us>

## KHSAA #7 (2003-2004)

Volleyball	16	Football	11	Baseball	37
Soccer	21	Paintball	4	Cheerleading	11
Basketball	30	Swimming	8	Dance	15
Golf	5	Hockey	10	Softball	3
Rugby	2	Skating	2	Rowing	2
Skiing	4	Horseback	2	Skate boarding	2

The following had 1: Bowling, Gymnastics, tennis, fast pitch softball, boxing, lacrosse,  
Latin club, musicals, knee boarding, computers, guitar.

YES- 177

NO- 162